

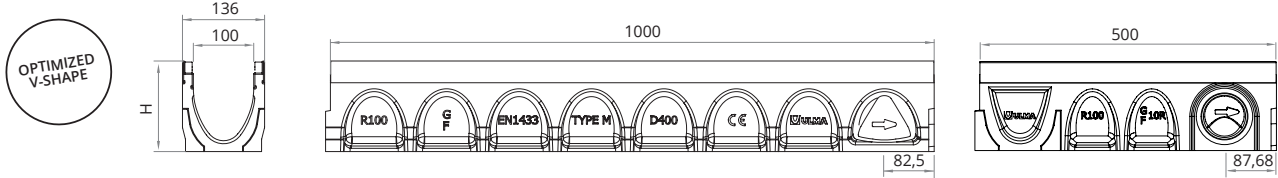
Load Class
up to D400 (1)
EN-1433 Standard

MULTIV+100

SLOPE
0,5 %



ULMA Linear Drainage Channel, type MULTIV+ R100G; External width 136 mm, Internal width 100 mm, with overall heights between 80 and 300 mm; suitable for cascade-type slopes to collect rainwater; sections 1 LM in length; optimized V-shape with self-cleaning effect; especially designed for channel runs with no longitudinal slope; galvanised steel or ductile iron edges (2) for lateral protection; Either **Rapidlock®** boltless system or screw-fastened. 8 locking points per linear metre.



CHANNELS

Channel Code		L mm	H mm		Width mm		Ø Outlet* mm		Hydraul. Section cm ²	Units x pallet	Weight Kg	Qref l/s
Galvanised edges	Ductile Iron edges		Initial	Final	Z	X	Vert.	Hor.				
R100GH8**	-	1000	80	80	136	100	110	-	40	90	11,2	0,9
R100G00R	R100MFG00R	1000	100	100	136	100	110	-	56	90	12,2	1,5
R100G01	R100MFG01	1000	100	105	136	100	110	-	60,9	-	12,4	-
R100G02	R100MFG02	1000	105	110	136	100	110	-	64,3	-	12,8	-
R100G03	R100MFG03	1000	110	115	136	100	110	-	67,7	-	13,3	-
R100G04	R100MFG04	1000	115	120	136	100	110	-	71,1	-	13,7	-
R100G05	R100MFG05	1000	120	125	136	100	110	-	74,5	-	14,1	-
R100G06	R100MFG06	1000	125	130	136	100	110	-	77,9	-	14,5	-
R100G07	R100MFG07	1000	130	135	136	100	110	-	81,3	-	15,1	-
R100G08	R100MFG08	1000	135	140	136	100	110	-	84,7	-	15,4	-
R100G09	R100MFG09	1000	140	145	136	100	110	-	88,1	-	15,8	-
R100G10	R100MFG10	1000	145	150	136	100	110	-	91,5	-	16,3	-
R100G10R	R100MFG10R	1000	150	150	136	100	110	-	91,5	75	15,2	3,3
R100G11	R100MFG11	1000	150	155	136	100	110	-	96,5	-	15,1	-
R100G12	R100MFG12	1000	155	160	136	100	110	-	100,6	-	15,6	-
R100G13	R100MFG13	1000	160	165	136	100	110	-	104,6	-	16,0	-
R100G14	R100MFG14	1000	165	170	136	100	110	-	108,7	-	16,4	-
R100G15	R100MFG15	1000	170	175	136	100	110	-	112,7	-	16,7	-
R100G16	R100MFG16	1000	175	180	136	100	110	-	116,8	-	17,3	-
R100G17	R100MFG17	1000	180	185	136	100	110	-	120,8	-	17,7	-
R100G18	R100MFG18	1000	185	190	136	100	110	-	124,9	-	18,2	-
R100G19	R100MFG19	1000	190	195	136	100	110	-	128,9	-	18,6	-
R100G20	R100MFG20	1000	195	200	136	100	110	-	133	-	18,9	-
R100G20R	R100MFG20R	1000	200	200	136	100	110	-	133	60	18,6	6,0
R100G21	R100MFG21	1000	200	205	136	100	110	-	137,3	-	14,6	-
R100G22	R100MFG22	1000	205	210	136	100	110	-	141,6	-	15,6	-
R100G23	R100MFG23	1000	210	215	136	100	110	-	145,9	-	15,6	-
R100G24	R100MFG24	1000	215	220	136	100	110	-	150,2	-	16,7	-
R100G25	R100MFG25	1000	220	225	136	100	110	-	154,5	-	16,7	-
R100G26	R100MFG26	1000	225	230	136	100	110	-	158,8	-	16,7	-
R100G27	R100MFG27	1000	230	235	136	100	110	-	163,1	-	17,7	-
R100G28	R100MFG28	1000	235	240	136	100	110	-	167,4	-	17,7	-
R100G29	R100MFG29	1000	240	245	136	100	110	-	171,7	-	18,8	-
R100G30	R100MFG30	1000	245	250	136	100	110	-	176	-	18,8	-
R100G30R	R100MFG30R	1000	250	250	136	100	110	-	176	45	21,5	9,3
R100G40R	R100MFG40R	1000	300	300	136	100	110	-	220	45	24,7	13,0
0,5 M CHANNELS												
R100G10RM	R100MFG10RM	500	150	150	136	100	90	75	91,5	84	9,1	-
R100G20RM	R100MFG20RM	500	200	200	136	100	90	110	133	70	10,5	-

* Vert. and horiz. outlets on order.

** U shaped section.

*** Available channels with blocking screws (Code: R100F).

(1) For cross-drainage in heavy traffic areas, we recommend our KOMPAQDRAIN® system.

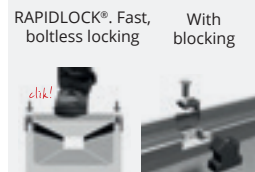
(2) Available Range in Stainless Steel (Code: R100GX).

MULTIV+100

GRATINGS



LOCKING SYSTEM



Material	Design	Load	Code	L mm	Width mm	Opening mm	Units x ml	Weight kg	Intake area cm ² /ml	Locking System		
										Rapidlock	With blocking	
											Code	Units ml
DUCTILE IRON	HEELPROOF SLOTTED	B125	FNHX100RGBM	500	127	8	2	2,0	247	(2)	TR615 + BLOCK-PRG18020T	8 + 8
	HEELPROOF SLOTTED	C250	FNHX100RGCM	500	127	10	2	3,2	267	(2)		8 + 8
	SLOTTED	D400	FNX100RGDM	500	127	14	2	3,2	477	(2)		8 + 8
	HEELPROOF SLOTTED	D400	FNHX100RGDM	500	127	8	2	3,6	263	(2)		8 + 8
	LONG. SLOTTED	D400	FNLHX100RGDM	500	127	8	2	3,6	331,3	(2)		8 + 8
	CLOSED	E600	FC100RGEM	500	127	-	2	4,2	-	-		-
GALVANISED STEEL	LONG. SLOTTED (1)	A15	GNLHX100RGA	1000	127	8	1	3,3	489	(2)	8 + 8	
	LONG. SLOTTED (1)	C250	GNLHX100RGC	1000	127	8	1	5,1	489	(2)	8 + 8	
	HEELPROOF MESH (1)	C250	GEHX100RGC	1000	127	30 x 10	1	5,3	669	(2)	8 + 8	
	HEELPROOF MESH	D400	GEHX100RGD	1000	127	30 x 10	1	5,7	670	(2)	8 + 8	
	SINGLE SLOT (1)	D400	GRL100ROD	1000	127	9,8 / H105	1	7,0	98	(2)	(3)	-
	SINGLE SLOT (1)	D400	GRL100RODE18	1000	128	18 / H105	1	7,1	180	(2)	(3)	-
	SINGLE SLOT (1)	D400	GRL100RODH150	1000	127	9,8 / H150	1	8,5	98	(2)	(3)	-
	SINGLE SLOT (1)	D400	GRL100RODH150E18	1000	128	18 / H150	1	8,5	180	(2)	(3)	-
	SINGLE SLOT (1)	D400	GRL100RODH200	1000	131	9,8 / H200	1	10,5	98	(2)	(3)	-
	SINGLE SLOT (1)	D400	GRL100RODH200E18	1000	131	18 / H200	1	10,5	180	(2)	(3)	-
COMPOSITE	LONG. SLOTTED BLACK	A15	PNLH100RGAM	500	127	8	2	0,4	468	(2)	TR615 + BLOCK-PRG18020T	8 + 8
	LONG. SLOTTED GREY	A15	PNLH100RGAM-GRIS	500	127	8	2	0,4	468	(2)		8 + 8
	HEELPROOF SLOTTED	B125	PNH100RGBM	500	127	8	2	0,9	267	(2)		8 + 8
	HEELPROOF SLOTTED	C250	PNH100RGCM	500	127	8	2	0,9	267	(2)		8 + 8

(1) Available in stainless steel, consult design

(1) Integrated into the channel
(2) Supported

SUMP UNITS

Code	L mm	H mm	Width mm	Lateral outlets Ø mm	Front outlet Ø mm	Sump units	Weight Kg	
								Galvanised edges
AR100G	AR100MFG	500	490	136	110/160	110	1	5,2

BUCKET

Code
CR100

AR100G TCR100G00MMA AR100G

R100G30 R100G29 R100G28 R100G03 R100G02 R100G01 R100G01 R100G02 R100G03 R100G28 R100G29 R100G30

Sump unit AR100G Outlet Diam. 110/110/160

Sump unit AR100G Outlet Diam. 110/110/160

POLYMER CONCRETE CHANNEL WITH PRESLOPED OF 0.5%

- Self-cleaning effect.
- Minimum maintenance.

SLOPE DESIGNS




MULTIV+100

END CAPS

	CLOSED				OPEN			
								
	Galvanised Steel	Polymer concrete	Galvanised Steel	Polymer Concrete Joint	Polymer Concrete Pipe			
Code Channel	CODE	CODE	CODICE	Φ mm	CODE	Φ mm	CODE	Φ mm
R100GH8	TR100H8C	THPR100GH8C	-		-		-	
R100G00R	TR10000C	THPR100G00C	-		-		-	
R100G10R	TR10010C	THPR100G10C	TR10010A	110	THPR100G10AJ	110	THPR100G10AT	110
R100G20R	TR10020C	THPR100G20C	TR10020A	110	THPR100G20AJ	110	THPR100G20AT	110
R100G30R	TR10030C	THPR100G30C	TR10030A	110	THPR100G30AJ	110	THPR100G30AT	110
R100G40R	TR10040C	THPR100G40C	TR10040A	110	THPR100G40AJ	110	THPR100G40AT	110

CONNECTORS

	Code channel	Material	Open end caps	
			Galvanised edge	Ductile Iron edge
	R100G00R	POLYMER CONCRETE	TCR100G00MMA	TCR100MF00MMA
	R100G10R	POLYMER CONCRETE	TCR100G10MMA	TCR100MF10MMA
	R100G20R	POLYMER CONCRETE	TCR100G20MMA	TCR100MF20MMA
	R100G30R	POLYMER CONCRETE	TCR100G30MMA	TCR100MF30MMA
	R100G40R	POLYMER CONCRETE	TCR100G40MMA	TCR100MF40MMA

ACCESSORIES

	Step Units			Security lock	
	Code			Code	Units x channel
		CER100			BLOQPRG18020

To install in the changes of height with cascaded slope.